

Street Law

You have the right to remain silent!



SECTION 4



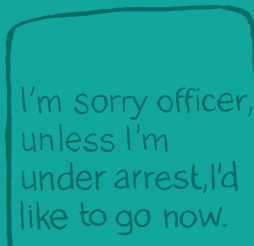

YouthLaw

Free legal help throughout Aotearoa

**YOUR RIGHTS
& TALKING
TO POLICE**

STREET LAW

Facilitator Notes



4

ACTIVITY 5

ACTIVITY NAME: Rights with Police Trivia

TIME: 8 – 10 minutes

MAIN TOPIC: Rights with Police (Talking)

AIM: Participants know their rights when talking to Police.

LEARNING OUTCOME: Participants identify key information to share with Police, and when you can choose not to speak.

RESOURCES + PREP:

1. Youth Law 101 – Clip 4
2. Rights with police trivia quiz sheet

FACILITATION TIPS:

- It is important to stick to providing police with the core information – CORRECT Name, Date of Birth, Address and to remain calm, be respectful.
- Ideally, three facilitators are needed for this game.
- We would encourage using the ‘tie encourager’ question (see below) to avoid obvious winners and losers.

INSTRUCTIONS:

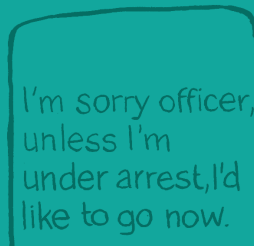
1. Play video clip four on the Youth Law 101 DVD
2. Ask the team to get into two teams of people they haven't worked with before.
3. Explain the rules.
 - Both teams will be asked 5 questions (alternating between teams)
 - You will hear the question twice
 - If the team doesn't answer their question correctly, the other team can have a chance
4. One facilitator will read out the Police trivia questions in order (1-10).
5. There is a bonus question or ‘tie encourager’ question.

DISCUSSION POINTS:

- Always be respectful and try to remain calm when talking to police.
- Remember that asserting your rights is not being ‘naughty’, ‘cheeky’ or defiant.

STREET LAW

Trivia



4

ACTIVITY 5

RIGHTS WITH POLICE TRIVIA

QUESTION 1

1. In most cases, there are how many things that you must tell a Police officer if they ask you?

Answer:

In most cases there are THREE pieces of information you must tell a Police officer if they stop you and ask you.

QUESTION 2

2. True or False – these three things are your name, address and phone number?

Answer:

FALSE – the THREE pieces of information you must tell a Police officer are:

- Your name
- Your address
- Your DOB

QUESTION 3

3. True or False - If you're afraid to give your own details to Police, it's no big deal to give the details

(like name, address etc.) of someone else

Answer:

FALSE - Even if you're afraid of giving your details to police, the best thing is to always give your correct details. Regardless if you've done something wrong, you could get yourself in more trouble if you give false details.

QUESTION 4

4. True or False – If you're stopped by Police on the street, you MUST answer any and all questions if they ask you?

Answer:

False - You can choose to answer questions that Police may have. However, unless you're under arrest you only NEED to provide your particulars.

QUESTION 5

5. What information must Police tell you if you ask them?

Answer:

If you ask a Police officer, they should tell you their name, rank and badge number. In the same way you must tell them your details, this is the information they must provide if asked by a member of the public.

STREET LAW

Trivia



ACTIVITY 5

QUESTION 6

6. Name some key 'rules' to remember if you are stopped by Police?

Answer:

- Remain Calm
- Be respectful
- Remember your rights
- If you're not under arrest and you've given your correct NAME, DOB and ADDRESS - you don't have to answer further questions
- If Police want to talk to you, ask to have an INP or Lawyer with you

QUESTION 7

7. True or False: If Police arrest you or would like to question you, you can have either an Independent Nominated Person (INP) OR a lawyer with you?

Answer:

FALSE - You are entitled to have BOTH with you, not just one or the other.

QUESTION 8

8. An INP can be a trusted adult in your life who is what age or older?

Answer:

An independent nominated person can be a trusted adult who is 20 years or older.

QUESTION 9

9. True or False - because you're a young person you have no rights with Police.

Answer:

FALSE - All people have rights with Police, and young people *UNDER 17* have extra rights which protect them too.

QUESTION 10

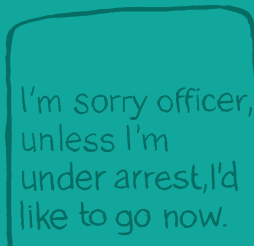
10. True or False - YouthLaw can help young people for FREE if they have any question about their experiences with Police

Answer:

True!

STREET LAW

Trivia



4

| ACTIVITY 5 |

QUESTION 11 (BONUS/TIE ENCOURAGER QUESTION)

11. Name one reason why a Police officer may stop you.

Answer:

- They want to ask you how your day is
- They think you may have been a witness to a crime
- They think you may have been a victim of a crime
- They think you are a perpetrator of a crime

STREET LAW

Facilitator Notes



ACTIVITY 6

ACTIVITY NAME: What went right or wrong

TIME: 12 -15 minutes

MAIN TOPIC: The RIGHT way to talk to Police

AIM: Participants learn how to assert their rights and identify the right way to speak to police

LEARNING OUTCOME: Participants identify how their behaviour and reactions to Police can impact the outcome

RESOURCES + PREP:

1. Photocopy one Share Sheet and one Scenario Card per small group

FACILITATION TIPS:

- Make sure to allow enough time for the group to read through and understand (don't worry if it takes a little longer than expected)

INSTRUCTIONS:

1. Separate the participants into smaller groups. Have one facilitator per group if possible
2. Hand out one Scenario card and one Share Sheet per group
3. Read out the first part, 'Once upon a time...' - every group has the same starting point of their scenario.
4. Ask the group to read what happens next in their scenario together in their group and discuss. They should fill out the Share Sheet so that they can report back to the class/group
5. Ask each group to share their findings, and emphasize the RIGHT way of speaking to Police. The facilitator's guide has suggested answers on What Went Wrong (www) and What Went Right (wwr) as well as extra legal information that you can share with the group.

DISCUSSION POINTS:

- Important to emphasize there is a 'right' way of speaking and behaving with Police
- When you know your rights and are respectful, you can keep yourself safe
- Be careful about how you act and speak - because it can have an impact on what happens to you

STREET LAW

Facilitator Notes

(ANSWERS)



ACTIVITY 6

SCENARIO 1

PART	STORY	WWW
1	The Police Officers approach the group. Two of the young people, Sam & Dylan get scared because they have had bad experiences with Police in the past. Sam & Dylan start to run away. One of the Police officers yells at them to stop, and runs after them. The other three young people are left there with two of the other Police officers.	The group is separated – stay together as you have power in numbers.
2	The Police ask the three youths what their names are and why they aren't at school. The officers also ask if they have heard anything about the robbery last night. The Police say they need to take their photo, just to make sure it wasn't them. The young people don't know what their rights are, so all three have their photo taken.	Their photos were taken when maybe they shouldn't have been.
3	The Police then continue to ask them other information about: <ul style="list-style-type: none"> Members of their family If they have any gang affiliations The youth are afraid of getting into more trouble so they answer all the questions.	They gave information that they didn't have to.

FACILITATOR: If you choose to, you can speak to the Police and provide them with information. However if you're under 17 years old and unless you're under arrest, the only info you HAVE TO give is your CORRECT: Date Of Birth, Address & Name. Unless you have been arrested, you can refuse to have your picture taken. The police may keep this information. If you're worried about an interaction you had with the Police, call YouthLaw or your local Community Law Centre.

STREET LAW

Facilitator Notes

(ANSWERS)



ACTIVITY 6

SCENARIO 2

PART	STORY	WWW
1	One Police officer chases the two young people, Jamie & Trina that ran away. The officer yells at them to stop running. He corners them at a dead end. The officer asks “why are you running if you’ve done nothing wrong? Is it because you were drinking in a liquor ban area?” Jamie says “it’s none of your business what they drink”.	They ran away. This draws attention, and makes the Police think that they did something wrong.
2	He then asks what their name, age and address is. Both of them answer. Trina gives false information and instead gives the details of a cousin. The Police officer then says that he wants them to come with him for questioning. He tells them that they fit the description of the suspects who committed the robbery last night.	Giving false information – fraud
3	Jamie is really scared of Police officers and wants to get out of the situation because he doesn’t feel safe. To get away, he pushes the Police officer. But the officer stops & arrests Jamie. Jamie is angry so he swears at the cop, and calls him a “pig”.	Assault (pushing officer) and offensive language

FACILITATOR: Even though the young people weren’t involved AT ALL with the robbery or any other crimes, they now potentially have x3 charges against them

STREET LAW

Facilitator Notes

(ANSWERS)



ACTIVITY 6

SCENARIO 3

PART	STORY	WWR
1	The Police officers ask the young people what they are doing. The group says they are just hanging out. The Police officer asks why they aren't at school and they say they had a teacher only day at school. The Police then ask for their names, addresses and dates of birth. All the young people, calmly and respectfully give over their correct details.	Youth are respectful, give correct information.
2	The Police recognise one of the young people - Sonny's - surname and ask him if he is related to someone who has a warrant out for his arrest. Sonny calmly shakes his head. The Police continue to ask if they know anything about who did the robbery that had happened night before. They all calmly say no. Damon asks the Officers what THEIR names are, what rank they are and what their badge numbers are. He types their details into his phone.	Didn't get upset when the officer brought up a possible family member. Asks the Police for THEIR information.
3	One of the young people in the group Jamie says that his mum is expecting them all home so they are going to go now. The Police continue asking them if they know who drives a Silver Impreza that was seen leaving the scene of the robbery. Damon asks "Are we under arrest? If not, then we are going to leave now". The Police say they're not under arrest and the youth head back to Jamie's place.	The young people use 'deferring strategies' to get themselves out of a vulnerable situation and everyone is safe.
FACILITATOR: The group goes back to Jamie's place to kick back. Damon makes a quick note (time & date) of what happened and how they were treated. They tell their mates about what happened, and how knowing their rights helped them.		

STREET LAW

What Went Wrong



ACTIVITY 6

SCENARIO 1

ONCE UPON A TIME...

- A group of five young people aged 15 years old are hanging out outside at a skate park.
- Some of the group are smoking cigarettes.
- There is a plastic drink bottle beside the group half filled with a coke coloured drink.
- The group are in their own clothes (not school uniform).
- A robbery happened in the area the night before.
- Three Neighborhood Police Officers see the group, and decide to approach them.

PART	STORY
1	The Police Officers approach the group. Two of the young people, Sam & Dylan get scared because they have had bad experiences with Police in the past. Sam & Dylan start to run away. One of the Police officers yells at them to stop, and runs after them. The other three young people are left there with two of the other Police officers.
2	The Police ask the three youths what their names are and why they aren't at school. They Officers also ask if they have heard anything about the robbery last night. The Police say they need to take their photo, just to make sure it wasn't them. The young people don't know what their rights are, so all three have their photo taken.
3	The Police then continue to ask them other information about: <ul style="list-style-type: none"> • Members of their family • If they have any gang affiliations The youth are afraid of getting into more trouble so they answer all the questions.

STREET LAW

What Went Wrong



ACTIVITY 6

SCENARIO 2

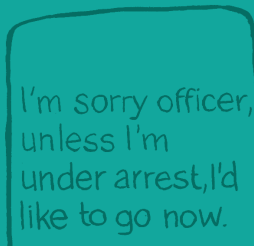
ONCE UPON A TIME...

- A group of five young people aged 15 years old are hanging out outside at a skate park.
- Some of the group are smoking cigarettes.
- There is a plastic drink bottle beside the group half filled with a coke coloured drink.
- The group are in their own clothes (not school uniform).
- A robbery happened in the area the night before.
- Three Neighborhood Police Officers see the group, and decide to approach them.

PART	STORY
1	One Police officer chases the two young people, Jamie & Trina that ran away. The officer yells at them to stop running. He corners them at a dead end. The officer asks “why are you running if you’ve done nothing wrong? Is it because you were drinking in a liquor ban area?” Jamie says “it’s none of your business what they drink”.
2	He then asks what their name, age and address is. Both of them answer. Trina gives false information and instead gives the details of a cousin. The Police officer then says that he wants them to come with him for questioning. He tells them that they fit the description of the suspects who committed the robbery last night.
3	Jamie is really scared of Police officers and wants to get out of the situation because he doesn’t feel safe. To get away, he pushes the Police officer. But the officer stops & arrests Jamie. Jamie is angry so he swears at the cop, and calls him a “pig”.

STREET LAW

What Went Wrong



4

ACTIVITY 6

SCENARIO 3

ONCE UPON A TIME...

- A group of five young people aged 15 years old are hanging out outside at a skate park.
- Some of the group are smoking cigarettes.
- There is a plastic drink bottle beside the group half filled with a coke coloured drink.
- The group are in their own clothes (not school uniform).
- A robbery happened in the area the night before.
- Three Neighborhood Police Officers see the group, and decide to approach them.

PART	STORY
1	The Police officers ask the young people what they are doing. The group says they are just hanging out. The Police officer asks why they aren't at school and they say they had a teacher-only day at school. The Police then ask for their names, addresses and dates of birth. All the young people, calmly and respectfully give over their correct details.
2	The Police recognise one of the young people - Sonny's - surname and ask him if he is related to someone who has a warrant out for his arrest. Sonny calmly shakes his head. The Police continue to ask if they know anything about who did the robbery that had happened night before. They all calmly say no. Damon asks the Officers what THEIR names are, what rank they are and what their badge numbers are. He types their details into his phone.
3	One of the young people in the group Jamie says that his mum is expecting them all home so they are going to go now. The Police continue asking them if they know who drives a Silver Impreza that was seen leaving the scene of the robbery. Damon asks "Are we under arrest? If not, then we are going to leave now". The Police say they're not under arrest and the youth head back to Jamie's place.

STREET LAW

What Went Wrong

Share Sheet



I'm sorry officer, unless I'm under arrest, I'd like to go now.



4

| ACTIVITY 6 |

SCENARIO NUMBER	MAIN POINTS	WHAT WENT WRONG/RIGHT
	Who was there?	1.
	What happened?	2.
	Where were they?	3.